

SWARCO

RAPTION 50

THE PERFECT COMBINATION OF POWER, DESIGN AND RELIABILITY

APPLICATION

Designed to be installed in both public and private environments such as shopping centres, airports, urban spaces, service stations, taxi ranks and fleet depots, where vehicles need to be ready to continue their journey without undue delay.



CONCEPT DESIGN

The Raption 50 is an all in one solution, where the power modules are housed within the main unit and can deliver 50kW of power into a vehicle. Designed to address the concerns of charge point owners and operators around the speed of charge.

Based upon tried & tested state-of-the-art technology from the popular Raption DC portfolio, high uptime is ensured thanks to its unique modular construction. The sophisticated external design, which is slim and yet robust, makes this ideal for all settings, be they urban, rural or industrial.

PRODUCT HIGHLIGHTS

For Charge Point Operator / Owner

- Its **modular power technology** ensures a very high uptime (reducing the non-operation expenditure) since in case of power module failure the rest of modules continue charging.
- Lower energy consumption (and therefore OpEx) is achieved due to a **sustained high efficiency level** resulting from disconnecting power modules when lower charging power is requested by the EV.
- The modular architecture allows **power scalability** from 25kW to 50kW to meet present and future EV growing battery demands.
- It offers a **unique connector care concept** by means of gun locking feature (optional) and cable floating design, which reduces the risk of cables breaking (i.e lower OpEx and higher uptime).

- Its **double frontal key-locked door** provides an easy access to the the charger for a quicker installation and service. Moreover, it allows the charger to be installed next to a wall, optimising the available space.
- Capable of being configured as a **Controller for the Controller-Receiver** solution.

For Charge Point User

- Its **8" colour antivandal touch screen daylight readable** not only provides clear charging instructions (e.g. wrong EV shift position to start the charge) and plug status (e.g. reserved charge point) but also allows the user to select amongst several languages.
- User satisfaction is also increased due to its **build-in courtesy light** which both facilitates locating the charge

point in dark areas and reading the messages contained in operator instruction labels.

- **Accessibility for the disabled** has also been considered, complying with international standards regarding the height of connectors/ display that facilitates its operation.
- Raption series can be optionally equipped with an **Integrated payment terminal** to facilitate the payment by credit card and increase the user experience. Our payment terminal allows payment without a membership model and can operate with or without back office platform.

RAPTION 50

GENERAL SPECIFICATIONS

AC Power Supply	3P + N + PE
AC Voltage	400V AC +/- 10%
Power Factor	>0,98
Efficiency	95 % at nominal output power
Frequency	50 / 60 Hz
Electrical input protection	Main breaker disconnection
Overcurrent protections	MCB
Safety protection	RCD Type B
Network connection	Ethernet 10/100BaseTX
Interface protocol	OCPP 1.5 or OCPP 1.6J
Compliance	CE / Combo-2 (DIN 70121; ISO15118) IEC 61851-1; IEC 61851-23; IEC 61851-21-2 CHAdeMO compatible
Enclosure rating	IP54 / IK10
Enclosure material	Stainless steel
Operating temperature	-30 °C to +50 °C
Ambient temperature storage	-40 °C to +60 °C
Operating humidity	5 % to 95 % Non-condensing
Socket protection	Locking System
RFID system	ISO / IEC14443-1/2/3 MIFARE Classic
Display HMI	8" colour antivandal touch screen
Power limit control	DC & AC by software
DC cable length CCS	3 meters




DC cable length CHAdeMO	3 meters
AC cable length	3 meters
Lights for status indication	RGB colour indicator
Dimensions (D x W x H)	355x940x1800 mm (without cable engaged)
Weight	235 kg
Cooling system	Air cooling fans
Operational noise level	< 55 dBA
AC Meter	Compliant with the EN 50470-1 and EN 50470-3 (MID European standards) or IEC 62052-11
Wireless Communication EU	4G LTE/WiFi Hotspot/GPRS/GS




OPTIONAL DEVICES

Wireless Communication	LATAM/APAC/4G LTE/GPRS/GSM
Surge protection	Four pole transient surge protector IEC 61643-1 (class II)
Cable Length	5.5m (all cables)
Anti-vandal connector protection	CHAdeMO, CCS (mechanical connector locking)
Type 2 Charging Socket	Shutter
25 kW DC version	Power output DC of 25 kW
Network hub	Switch TCP ethernet 8 ports Switch TCP ethernet 12 ports
RFID Extension	Legic Advant / Legic Prime ISO 15693/ISO 18092. Sony FeliCa
Contactless payment*	Integrated credit card payment terminal

* Ask for availability.

MODEL SPECIFICATIONS

MODELS	CCS	CCS T2C32	CCS T2S32
Maximum AC input current	76 A (38 A*)	108 A (70 A*)	108 A (70 A*)
Required power supply capacity	53 kVA (26 kVA*)	75 kVA (48 kVA*)	75 kVA (48 kVA*)
Maximum output power	50 kW (25 kW*) (@400 VDC)	50 kW (25 kW*) (@400 VDC) AC:22 kW	50 kW (25 kW*) (@400 VDC) AC:22 kW
Output voltage range	DC:50 - 500 V	DC: 50 - 500 V AC: 400 V	DC: 50 - 500 V AC: 400 V
Maximum output current	DC:125 A (63 A*)	DC:125A AC:32 A	DC:125A AC:32 A
Connection	CCS 2 	CCS 2 Type 2 Tethered cable 	CCS 2 Type 2 Socket (Lock system) 

MODELS	CCS CHA	CCS CHA T2S32	CCS CHA T2C32	CCS CHA T2C63
Maximum AC input current	76 A (38 A*)	108 A (70 A*)	108 A (70 A*)	138 A (101 A*)
Required power supply capacity	53 kVA (26 kVA*)	75 kVA (48 kVA*)	75 kVA (48 kVA*)	96 kVA (70 kVA*)
Maximum output power	50 kW (25 kW*) (@400 VDC)	DC:50 kW (25 kW*) (@400 VDC) AC:22 kW	DC:50 kW (25 kW*) (@400 VDC) AC:22 kW	DC:50 kW (25 kW*) (@400 VDC) AC:43 kW
Output voltage range	DC:50 - 500 V	DC: 50 - 500 V AC: 400 V	DC: 50 - 500 V AC: 400 V	DC: 50 - 500 V AC: 400 V
Maximum output current	DC:125 A	DC:125 A AC:32 A	DC:125A AC:32 A	DC:125 A (63 A*) AC:63 A
Connection	CCS 2 - JEVS G105 	CCS 2 - JEVS G105 Type 2 Socket (Lock system) 	CCS 2 - JEVS G105 Type 2 Tethered cable 	CCS 2 - JEVS G105 Type 2 Tethered cable 